

Introduction

Why have you provided me with eye drops?

Cyclopentolate eye drops dilate (enlarge) the pupil of the eye, temporarily paralysing the muscles inside the eye so that the doctor/optometrist can examine the back of the eyes. The cyclopentolate drops allow a more accurate assessment of the need for glasses and view of the back of the eye.

Instilling the eye drops at home will help to minimize the length of time you will have to wait for your next appointment.

What does Cyclopentolate do?

Cyclopentolate has two effects when instilled in the eyes:

- **Dilates the pupil** (makes the black dot in the middle of the eye larger)
- **Stops the eye from focusing properly** which blurs the child's near (or close up) vision.

How should I instil the eye drops?

1. The drops should be instilled approximately 40 minutes before your clinic appointment.
2. Wash your hands
3. Remove the dropper (minim) from its overwrap
4. The child should be lying or sitting down facing upwards towards the ceiling.
5. Gently pull down the lower eyelid of the eye with your finger, try not to allow the dropper to touch the outside surface of the eye and instil one drop of Cyclopentolate into the outside corner of both eyes. It is normal for the drops to sting for a few seconds when initially instilled.
6. The drops may take up to 30 or 40 minutes to fully work.
7. If you are unsure if the drop has gone in it is safe to repeat the instillation.

Side effects

Are there any side effects?

There may be a temporary stinging when the drops are instilled.

Your child may be more sensitive to light therefore may want to avoid bright sun light or wear a cap/sunglasses.

Blurred vision may last for up to 4-6 hours and the dilated pupils may last for up to 24 hours.

Occasionally, there may be a slight localised flushing of the face shortly after the drops have been instilled.

Reactions such as nausea, skin rash, itching and headaches are very uncommon.

If there are any concerns, please contact the Orthoptic dept immediately.



Storage and disposal

Keep the drops out of reach of children, in the same way as any other medication.

Store the drops in a cool dark secure place and only use for the child undergoing eye examination.

Any unused drops should be disposed of.

Going back to school

Your child can return to school following eye drops but may have difficulty focussing on small detailed close work. It is advisable to inform your child's teacher.

Contact details

Orthoptic Department

Eye Department



Level 2 Outpatients

Torbay Hospital

Lowes Bridge

Torquay

TQ2 7AA

 TorbayAndSouthDevonFT
 @TorbaySDevonNHS
www.torbayandsouthdevon.nhs.uk/

For further assistance or to receive this information in a different format, please contact the department which created this leaflet.

25074/V3/Ophthalmology/TSDFT/09.22/Review date 09.24




Torbay and South Devon
NHS Foundation Trust

PATIENT INFORMATION

Cyclopentolate 1% Drops for Home Installation



Orthoptic Department

 **01803) 655122**

Name -----

Hospital Number -----

Working with you, for you