

## Contact details

The Lodge Cancer Support and Information centre  
Monday to Friday 09:00 – 16:00 ☎01803 656490 or  
email [tsdft.thelodge@nhs.net](mailto:tsdft.thelodge@nhs.net)

Macmillan cancer support- [www.macmillan.org.uk](http://www.macmillan.org.uk)

My Sunrise App – download free from app stores &  
select location - Torbay

Kidney Cancer UK - [www.kcuk.org.uk](http://www.kcuk.org.uk)

[TorbayAndSouthDevonFT](#)

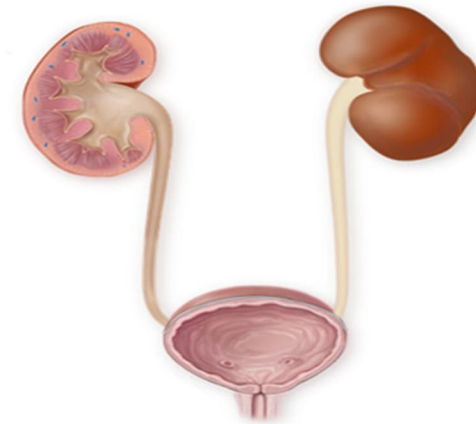
🐦 @TorbaySDevonNHS  
[www.torbayandsouthdevon.nhs.uk/](http://www.torbayandsouthdevon.nhs.uk/)

---

For further assistance or to receive this information in a  
different format, please contact the department which created  
this leaflet.

## PATIENT INFORMATION

# Urology Cancer Nursing Team - Kidney



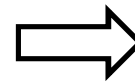
*Working with you, for you*

You have been referred to the Urology Cancer Nurses:

We are offering support, information and advice concerning your diagnosis and treatment pathway.

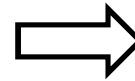
- Information about the investigations that have been requested for you.
- Help with understanding test results.
- Providing information about your diagnosis and treatment options.
- Advise and support with symptom management
- Liaise with specialist team (MDT).
- Available for telephone and face to face consultations.
- Psychological and emotional support for you and your family.
- Support when attending clinical appointments.
- Link with hospital/community.
- Sign posting/ referral to other agencies.
- Support with completing a health needs assessment (HNA).

## Kidney Cancer Pathway:



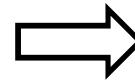
### **Common symptoms of kidney Cancers:**

- Small kidney cancers may not cause symptoms. Often diagnosed incidentally when having scans for another reason.
- visible blood in urine.
- Pain in your side or lump in your side or back
- high temperature and night sweats
- tiredness/fatigue
- weight loss.
- loss of appetite.



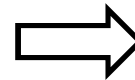
### **Referral from GP:**

- 2WW - two-week referral to a Urological consultant to investigate suspicion of Kidney cancer



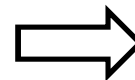
### **Investigations:**

- Flexible cystoscopy with Urology consultant
- CT scan/ Ultrasound scan, diagnostic imaging in the kidneys and urinary system.



### **Biopsy:**

- Image guided biopsy under local anaesthetic
- Histology - looking at the sample of tissue under a microscope.



### **Confirmed diagnosis and treatment recommendation:**

- MDT - multi disciplinary team meeting for grading, staging and treatment options.
- Surgical treatment may take place at another hospital